

## **Sydney Eisteddfod Video Submission Guidelines – Classical Singing, Contemporary Singing, Piano, Instrumental, Speech and Drama.**

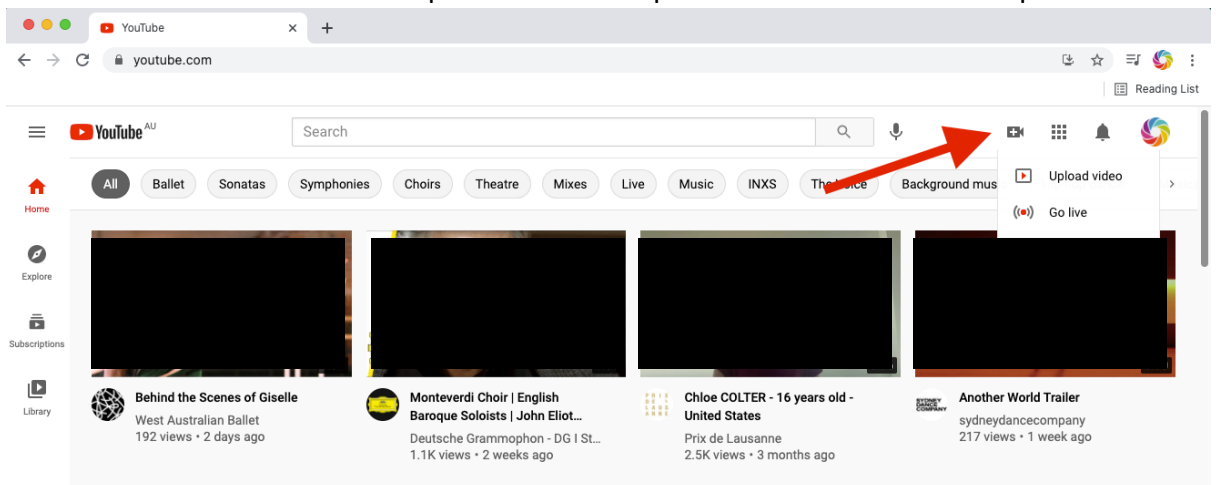
1. Video should be one continuous take with no pauses or stoppages. The video should be as if you are performing live.
  - a. Cuts will only be permitted to cut down a pre-recorded video to the specific time limit.
  - b. If you are submitting two different pieces for one event, these can be recorded separately but please ensure to upload them together as ONE YouTube video.
2. No editing/effects or other manipulation of the video is permitted. Sydney Eisteddfod reserves the right to disqualify an entrant if such edits are apparent.
3. Only one Camera will be allowed to film. The use of two or more cameras is prohibited.
4. Camera must be fixed in the same position for the duration of the video.
  - a. Piano entrants are encouraged to ensure this position shows both the keys of the piano AND the pedals (full body).
  - b. Classical Singing, Contemporary Singing, Instrumental and Speech and Drama entrants are encouraged to have their full body in the screen.
5. Videos are best recorded in landscape for optimal viewing.
6. Please note that entries will not be judged on the quality of video. Entrants are encouraged to provide the best quality video they can, with the equipment available to them. Professionally recorded videos are not required.
  - a. Smart phone cameras are perfectly acceptable.
7. Please do not use any additional microphones, only the microphone on the recording device is acceptable. (One additional microphone will be accepted for contemporary singing events.)
8. Videos are only to be submitted ONCE. No changes can be made once video has already been submitted, so check over all details carefully.
9. Any form of cheating, as deemed by the Eisteddfod, will result in disqualification.
10. Performance must be performed and recorded by the entrant/s in the previous 12 months. Previous videos from past performances are perfectly acceptable.
11. At the start of the video, we ask that you announce:
  - a. Your name and entrant number.
  - b. The event number you are competing in.
  - c. The name of the piece/s you are playing.
  - d. IF submitting a previous recording, please ensure to have these details in the youtube title.
12. Video will be viewed only by adjudicator/s and Eisteddfod staff.
13. All individual category rules and conditions still apply, so make yourself familiar with these. This includes time limits per event.
14. Accompaniment: Recorded accompaniment is permitted for classical singing, contemporary singing and instrumental events.

## Uploading your completed video to YouTube.

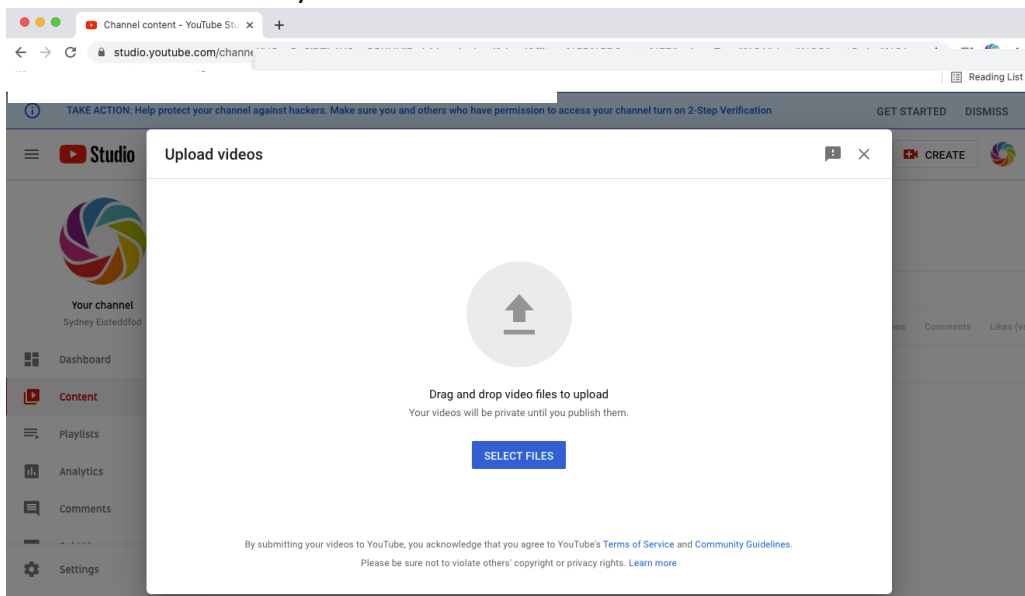
We will be accepting your videos via YouTube link. It is very important to ensure when uploading your video to YouTube to select 'unlisted' in the privacy settings. This means that no one can access your video unless they are provided with the direct link. An unlisted video will not appear on YouTube search results, your channel, or the home page.

## How to Upload to YouTube from a Web Browser

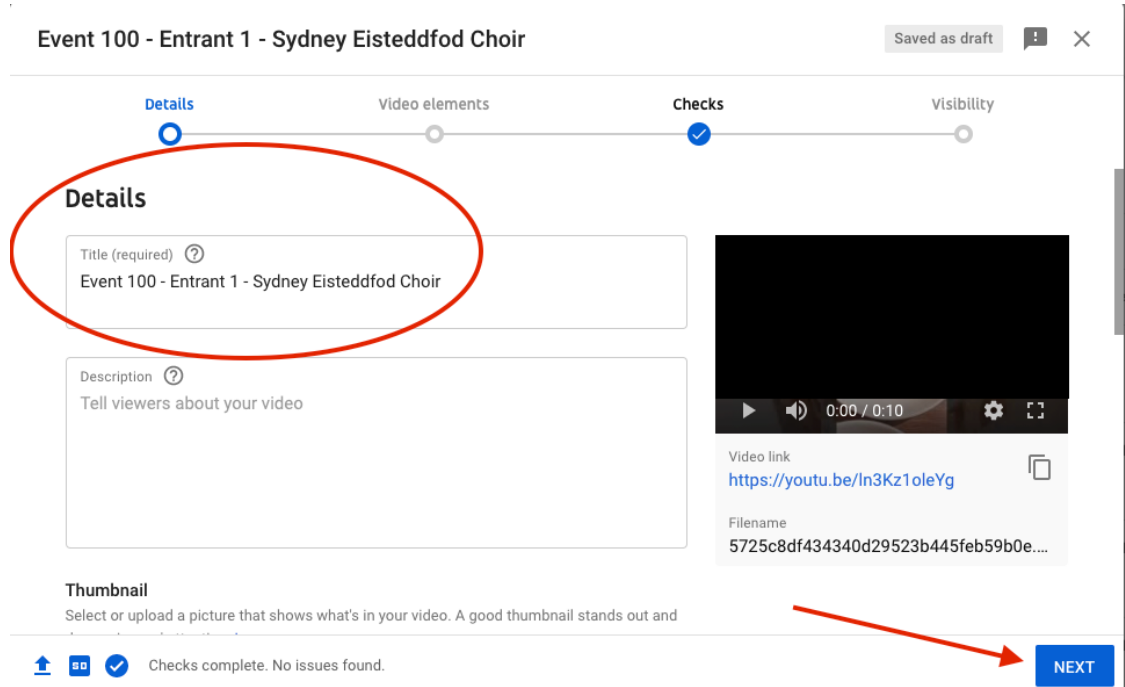
1. Navigate to [www.youtube.com](http://www.youtube.com)
2. If you don't already have an account, you will first have to set up an account.
3. Once logged in, find the upload video button on the top right-hand corner, this should look like a camera with a plus button on top. Click this and then click 'upload'



4. You can now either drag and drop your video file on to the 'arrow' or use the 'select files' button to search your folders for the correct file.



5. Once you have chosen your file, it will ask you to fill out the details for the video. Please follow the following format for the title of the video:
  - a. Event Number – Entrant Number – Entrant Name – Title of Piece
  - b. Once details have been appropriately filled out, click NEXT.



Event 100 - Entrant 1 - Sydney Eisteddfod Choir Saved as draft

Progress: Details (selected), Video elements, Checks, Visibility

**Details**

Title (required) ?  
Event 100 - Entrant 1 - Sydney Eisteddfod Choir

Description ?  
Tell viewers about your video

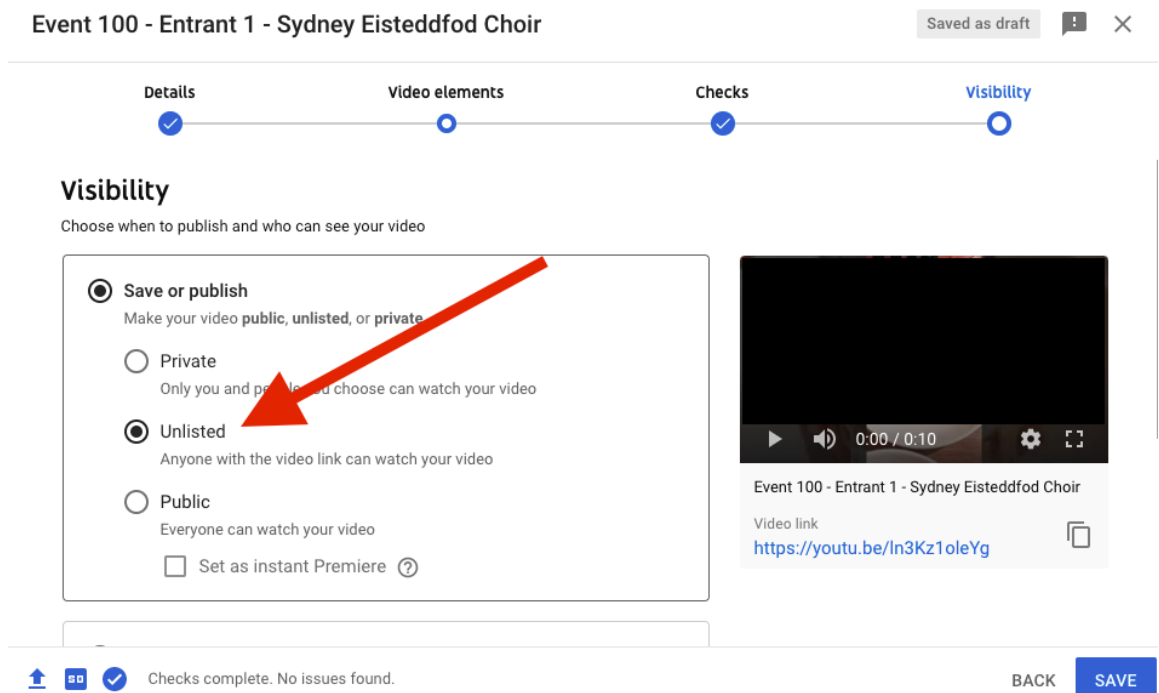
Thumbnail  
Select or upload a picture that shows what's in your video. A good thumbnail stands out and

Video link: <https://youtu.be/ln3Kz1oleYg>

Filename: 5725c8df434340d29523b445feb59b0e...

Checks complete. No issues found. **NEXT**

6. You should then come to the 'visibility' screen. This is most important when uploading your video. Please ensure you click **UNLISTED**. If you click private we will not be able to view your video. Once you click unlisted, click SAVE.



Event 100 - Entrant 1 - Sydney Eisteddfod Choir Saved as draft

Progress: Details, Video elements, Checks, Visibility (selected)

**Visibility**

Choose when to publish and who can see your video

**Save or publish**  
Make your video **public, unlisted, or private**

Private  
Only you and people you choose can watch your video

**Unlisted**  
Anyone with the video link can watch your video

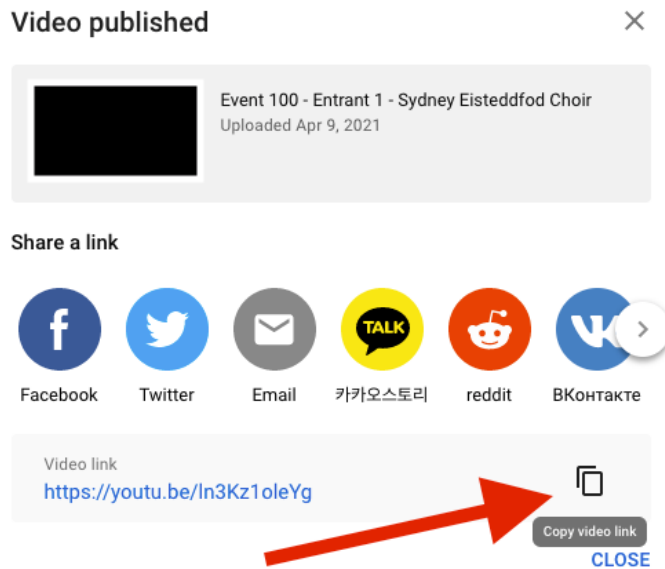
Public  
Everyone can watch your video

Set as instant Premiere ?

Video link: <https://youtu.be/ln3Kz1oleYg>

Checks complete. No issues found. BACK **SAVE**

- You should now have a confirmation that your video has been published. This will also give you the link to copy and send in with your submission.



- Please note: New YouTube users who have skipped user verification will have their video length limited to 15 minutes. Please make sure to verify your Google Account, if submitting longer videos.

## HOW TO SUBMIT YOUR VIDEO

Please send in your video to the appropriate email address along with your additional required information.

- [classicalsinging@sydneyeisteddfod.com.au](mailto:classicalsinging@sydneyeisteddfod.com.au)
- [contemporarysinging@sydneyeisteddfod.com.au](mailto:contemporarysinging@sydneyeisteddfod.com.au)
- [piano@sydneyeisteddfod.com.au](mailto:piano@sydneyeisteddfod.com.au)
- [instrumental@sydneyeisteddfod.com.au](mailto:instrumental@sydneyeisteddfod.com.au)
- [speechanddrama@sydneyeisteddfod.com.au](mailto:speechanddrama@sydneyeisteddfod.com.au)

It is your responsibility to ensure all details are correct and all links are in working order.

You must also include a pdf of the music for the adjudicators (for classical singing, piano and instrumental). Speech and Drama entries will be required to submit a pdf of the piece they are performing.

### Before clicking 'SEND' please double check that:

- The videos are correctly set as 'unlisted'.
- You have copied the correct link and that the link works.
- You've attached the pdf of your performance (music or script). If uploading two different scores please be sure to attach them separately in the email.